

Classes included in this report:
Subject Catalog Number Class Number

| | | |
|-----|------|-------|
| CSE | 2221 | 35160 |
|-----|------|-------|

| Raters | Students |
|----------------|----------|
| Responded | 23 |
| Invited | 37 |
| Response Ratio | 62% |

Frequency Analysis

The 9 questions of the SEI are organized around three key elements of teaching. Results are grouped based on these elements.

Instructor's preparedness, organization of material, and clarity of presentation

| | Response# | Strongly disagree | Disagree | Neutral | Agree | Strongly agree | N/A |
|---|-----------|-------------------|----------|---------|-------|----------------|-----|
| 1. The subject matter of this course was well organized | 23 | 0% | 0% | 4% | 35% | 61% | 0% |
| 5. The instructor was well prepared | 23 | 0% | 0% | 4% | 17% | 78% | 0% |
| 9. The instructor communicated the subject matter clearly | 23 | 0% | 0% | 0% | 22% | 78% | 0% |

Rapport and instructor commitment

| | Response# | Strongly disagree | Disagree | Neutral | Agree | Strongly agree | N/A |
|--|-----------|-------------------|----------|---------|-------|----------------|-----|
| 3. This instructor was genuinely interested in teaching | 23 | 0% | 0% | 0% | 13% | 87% | 0% |
| 6. The instructor was genuinely interested in helping students | 23 | 0% | 0% | 0% | 4% | 96% | 0% |
| 8. The instructor created an atmosphere conducive to learning | 23 | 0% | 0% | 0% | 13% | 87% | 0% |

Students' sense of their own learning

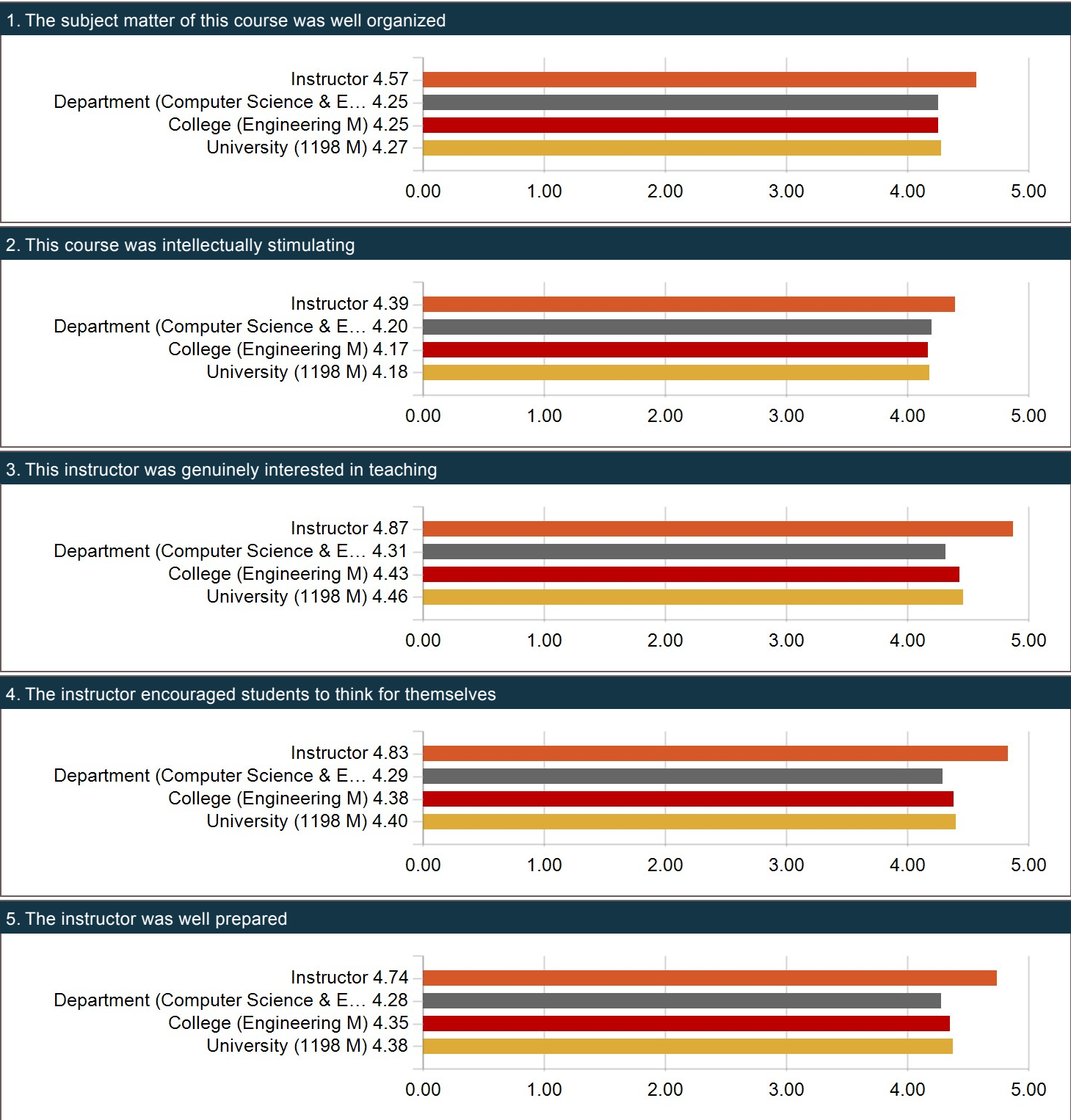
| | Response# | Strongly disagree | Disagree | Neutral | Agree | Strongly agree | N/A |
|---|-----------|-------------------|----------|---------|-------|----------------|-----|
| 2. This course was intellectually stimulating | 23 | 0% | 4% | 4% | 39% | 52% | 0% |
| 4. The instructor encouraged students to think for themselves | 23 | 0% | 0% | 0% | 17% | 83% | 0% |
| 7. I learned a great deal from this instructor | 23 | 0% | 0% | 4% | 17% | 78% | 0% |

Overall, I would rate this instructor as... (Question 10)

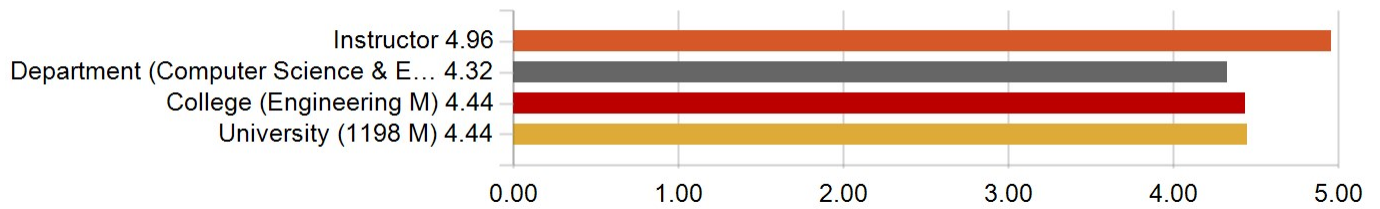
| Response# | Poor | Fair | Neutral | Good | Excellent |
|-----------|------|------|---------|------|-----------|
| 23 | 0% | 0% | 0% | 9% | 91% |

Score Analysis

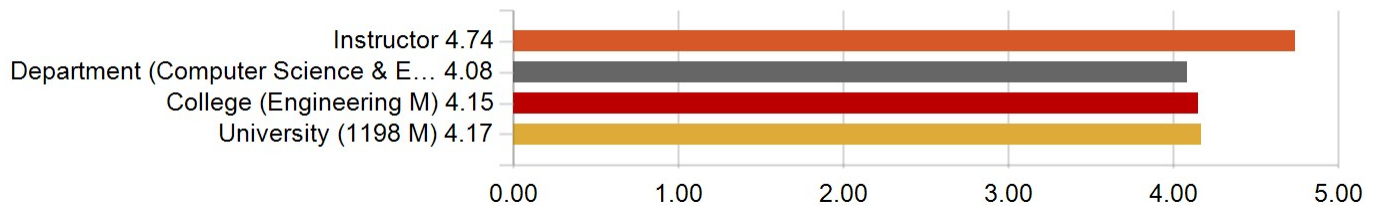
Your mean scores are summarized below. Comparison group scores are provided. The College and the University comparison groups are based on the size of your class. The Department group is not. Class size groups are 1-19, 20-60, and 61+. This information is also presented as a table at the end of this section.



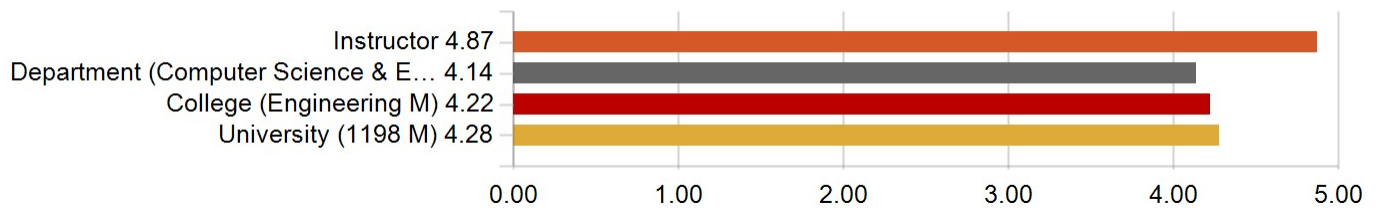
6. The instructor was genuinely interested in helping students



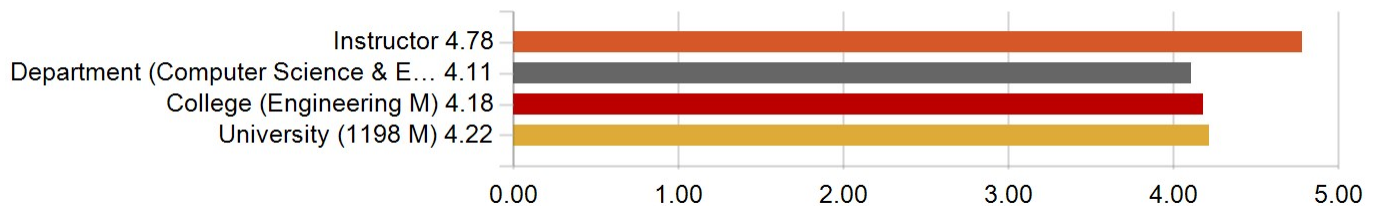
7. I learned a great deal from this instructor



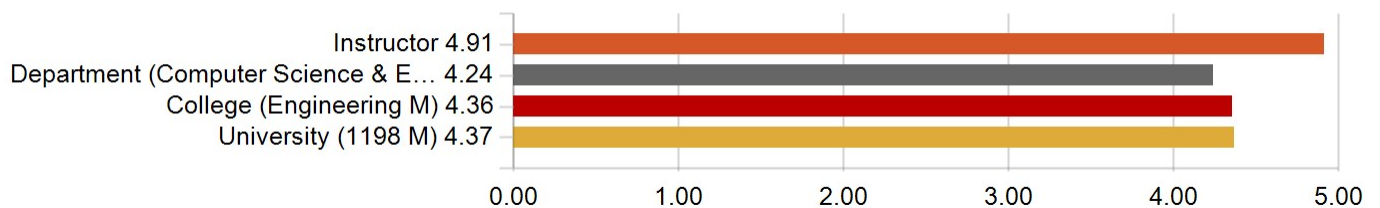
8. The instructor created an atmosphere conducive to learning



9. The instructor communicated the subject matter clearly



10. Overall, I would rate this instructor as



| Question | Instructor | | Department (Computer Science & Engr) | | College (Engineering M) | | University (1198 M) | |
|--|-------------|--------------------|--------------------------------------|--------------------|-------------------------|--------------------|---------------------|--------------------|
| | Mean | Standard Deviation | Mean | Standard Deviation | Mean | Standard Deviation | Mean | Standard Deviation |
| 1. The subject matter of this course was well organized | 4.57 | 0.59 | 4.25 | 0.95 | 4.25 | 0.95 | 4.27 | 0.96 |
| 2. This course was intellectually stimulating | 4.39 | 0.78 | 4.20 | 1.00 | 4.17 | 1.01 | 4.18 | 1.02 |
| 3. This instructor was genuinely interested in teaching | 4.87 | 0.34 | 4.31 | 0.95 | 4.43 | 0.88 | 4.46 | 0.88 |
| 4. The instructor encouraged students to think for themselves | 4.83 | 0.39 | 4.29 | 0.94 | 4.38 | 0.87 | 4.40 | 0.88 |
| 5. The instructor was well prepared | 4.74 | 0.54 | 4.28 | 0.97 | 4.35 | 0.93 | 4.38 | 0.93 |
| 6. The instructor was genuinely interested in helping students | 4.96 | 0.21 | 4.32 | 0.95 | 4.44 | 0.88 | 4.44 | 0.90 |
| 7. I learned a great deal from this instructor | 4.74 | 0.54 | 4.08 | 1.10 | 4.15 | 1.05 | 4.17 | 1.07 |
| 8. The instructor created an atmosphere conducive to learning | 4.87 | 0.34 | 4.14 | 1.04 | 4.22 | 1.00 | 4.28 | 0.99 |
| 9. The instructor communicated the subject matter clearly | 4.78 | 0.42 | 4.11 | 1.08 | 4.18 | 1.05 | 4.22 | 1.06 |
| 10. Overall, I would rate this instructor as | 4.91 | 0.29 | 4.24 | 1.02 | 4.36 | 0.96 | 4.37 | 0.96 |

Please select the primary reason you enrolled in this class

| Please select the primary reason you enrolled in this class | | |
|---|-------|------------|
| Options | Count | Percentage |
| It was specifically required in my major/minor | 21 | 95% |
| It was one of several choices to meet a requirement in my major | 0 | 0% |
| It fulfills a General Education requirement | 0 | 0% |
| It was a free elective choice | 1 | 5% |

Comments

Comments are retained for one year. This section will be deleted from this report at the end of Autumn 2020. Please save a copy of your report if you want access to comments after that time.

| Comments |
|--|
| Although there were some difficulties associated with this being his first time teaching the course, Jeremy is clearly passionate about teaching, and wanted us to succeed. If he had more control over the course material I think it would've been a much smoother experience overall. That being said, he worked really hard to make sure we understood what was going on –great professor. |
| Really enjoyed this professor throughout this course. He genuinely cared about his students and his teaching philosophy is great. One of the best teachers I've encountered and being able to have someone like that in a class that matters is much appreciated. Overall amazing teacher. |
| My best teacher this semester |
| Fantastic teacher and I wish he taught software 2 and foundations as well just so I could have him again |
| He is the best professor I have ever met! |
| Amazing instructor. He was involved with students and was very understanding. |