

**Classes included in this report:**
**Subject Catalog Number Class Number**

CSE	1223	26319
-----	------	-------

Raters	Students
Responded	32
Invited	37
Response Ratio	86%

## Frequency Analysis

The 9 questions of the SEI are organized around three key elements of teaching. Results are grouped based on these elements.

### Instructor's preparedness, organization of material, and clarity of presentation

	Response#	Strongly disagree	Disagree	Neutral	Agree	Strongly agree	N/A
1. The subject matter of this course was well organized	32	0 %	0 %	13 %	63 %	25 %	0 %
2. The instructor was well prepared	32	0 %	0 %	13 %	25 %	63 %	0 %
9. The instructor communicated the subject matter clearly	32	0 %	3 %	9 %	28 %	59 %	0 %

### Rapport and instructor commitment

	Response#	Strongly disagree	Disagree	Neutral	Agree	Strongly agree	N/A
3. This instructor was genuinely interested in teaching	32	0 %	0 %	3 %	22 %	75 %	0 %
6. The instructor was genuinely interested in helping students	32	0 %	0 %	6 %	16 %	78 %	0 %
8. The instructor created an atmosphere conducive to learning	32	0 %	3 %	3 %	31 %	63 %	0 %

### Students' sense of their own learning

	Response#	Strongly disagree	Disagree	Neutral	Agree	Strongly agree	N/A
2. This course was intellectually stimulating	32	0 %	0 %	9 %	44 %	47 %	0 %
4. The instructor encouraged students to think for themselves	32	0 %	0 %	3 %	19 %	78 %	0 %
7. I learned a great deal from this instructor	32	0 %	0 %	9 %	28 %	63 %	0 %

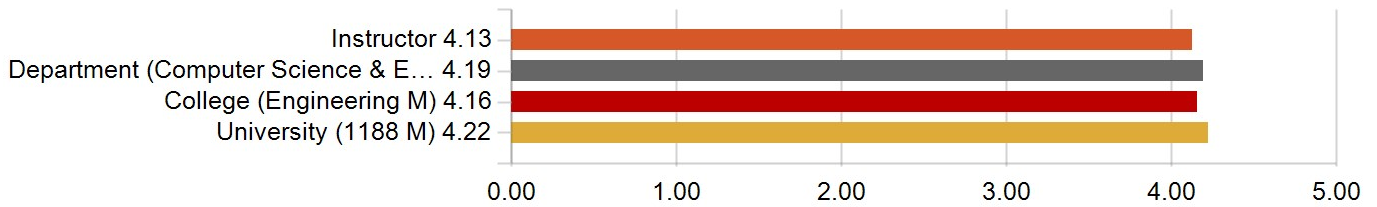
### Overall, I would rate this instructor as... (Question 10)

Response#	Poor	Fair	Neutral	Good	Excellent
32	0 %	0 %	6 %	25 %	69 %

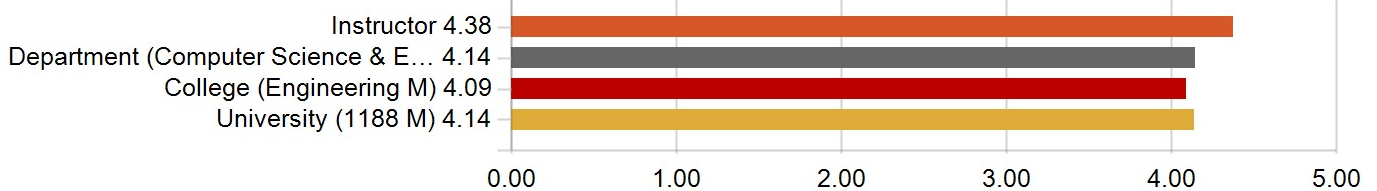
## Score Analysis

Your mean scores are summarized below. Comparison group scores are provided. The College and the University comparison groups are based on the size of your class. The Department group is not. Class size groups are 1-19, 20-60, and 61+. This information is also presented as a table at the end of this section.

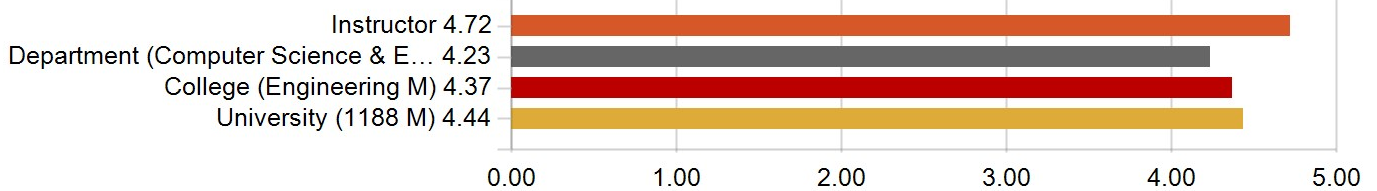
### 1. The subject matter of this course was well organized



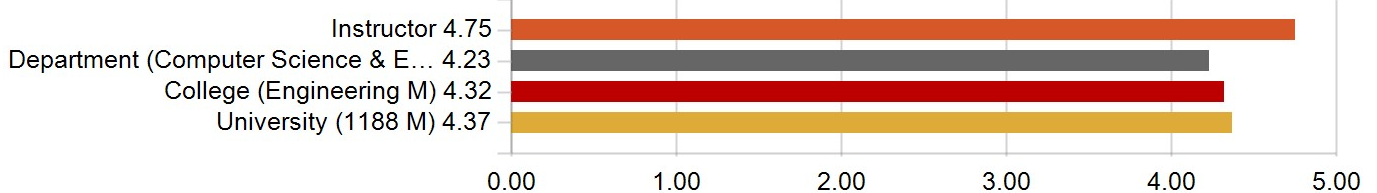
### 2. This course was intellectually stimulating



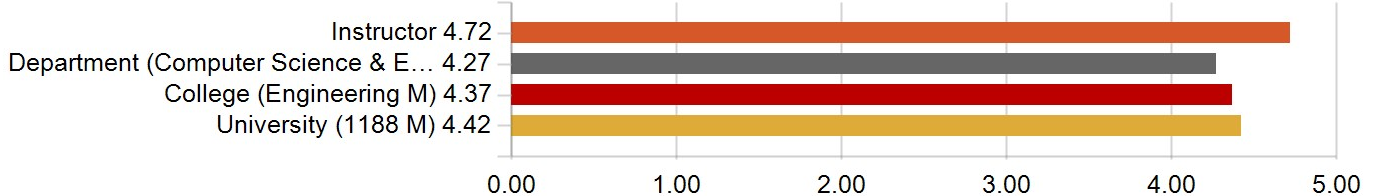
### 3. This instructor was genuinely interested in teaching



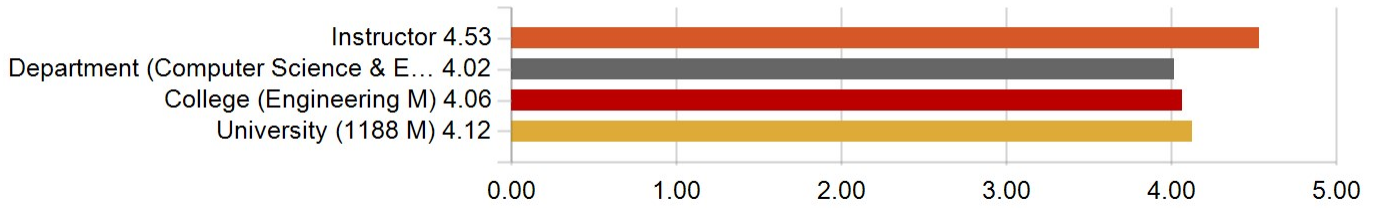
### 4. The instructor encouraged students to think for themselves



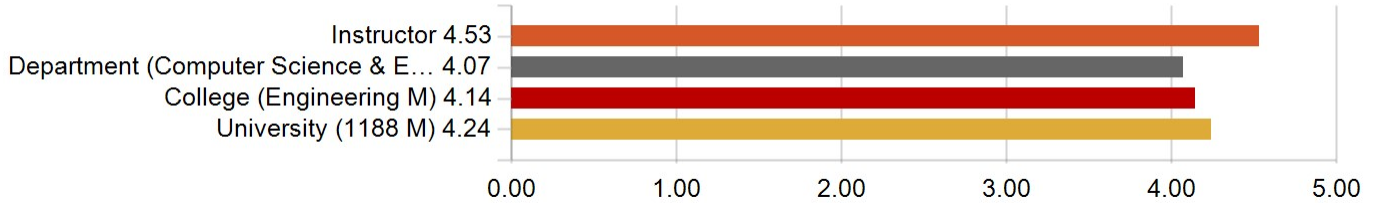
### 5. The instructor was genuinely interested in helping students



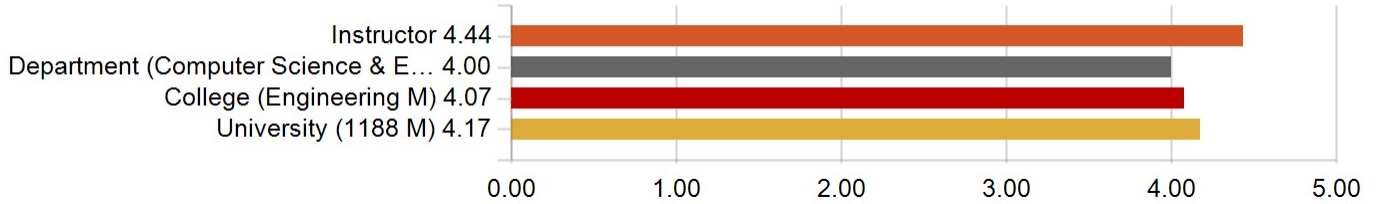
6. I learned a great deal from this instructor



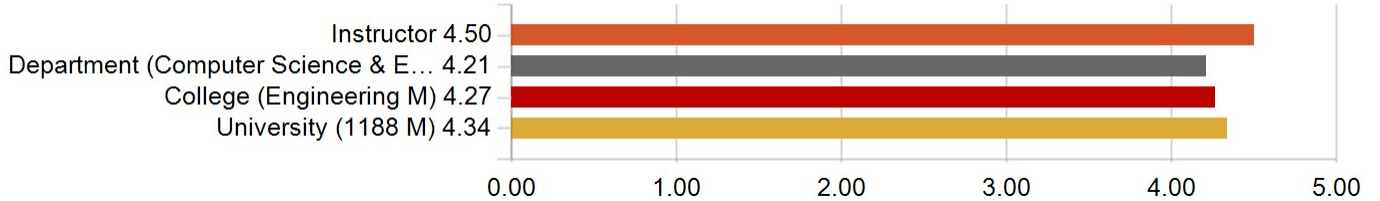
7. The instructor created an atmosphere conducive to learning



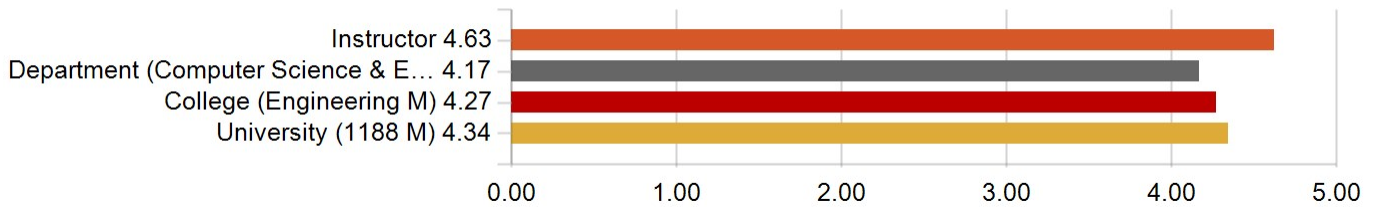
8. The instructor communicated the subject matter clearly



9. The instructor was well prepared



10. Overall, I would rate this instructor as



Question	Instructor		Department (Computer Science & Engr)		College (Engineering M)		University (1188 M)	
	Mean	Standard Deviation	Mean	Standard Deviation	Mean	Standard Deviation	Mean	Standard Deviation
1. The subject matter of this course was well organized	4.13	0.61	4.19	1.00	4.16	1.02	4.22	0.99
2. This course was intellectually stimulating	4.38	0.66	4.14	1.01	4.09	1.04	4.14	1.03
3. This instructor was genuinely interested in teaching	4.72	0.52	4.23	0.99	4.37	0.92	4.44	0.89
4. The instructor encouraged students to think for themselves	4.75	0.51	4.23	0.96	4.32	0.90	4.37	0.89
5. The instructor was well prepared	4.50	0.72	4.21	1.01	4.27	0.98	4.34	0.95
6. The instructor was genuinely interested in helping students	4.72	0.58	4.27	0.97	4.37	0.93	4.42	0.90
7. I learned a great deal from this instructor	4.53	0.67	4.02	1.14	4.06	1.11	4.12	1.08
8. The instructor created an atmosphere conducive to learning	4.53	0.72	4.07	1.08	4.14	1.04	4.24	1.00
9. The instructor communicated the subject matter clearly	4.44	0.80	4.00	1.15	4.07	1.11	4.17	1.07
<b>10. Overall, I would rate this instructor as</b>	<b>4.63</b>	<b>0.61</b>	<b>4.17</b>	<b>1.07</b>	<b>4.27</b>	<b>1.03</b>	<b>4.34</b>	<b>0.98</b>

### I enrolled in this class because...

Students can select more than one answer so the total number may be higher than the number of respondents. See the Enrollment Reason reports for response data broken down by reason for enrollment.

Options	Count	Percentage
It is specifically required in my major/minor	19	56%
It was one of several choices to meet a requirement in my major	9	26%
It fulfills a General Education requirement	2	6%
It was a free elective choice	4	12%
Respondent(s)	29	